

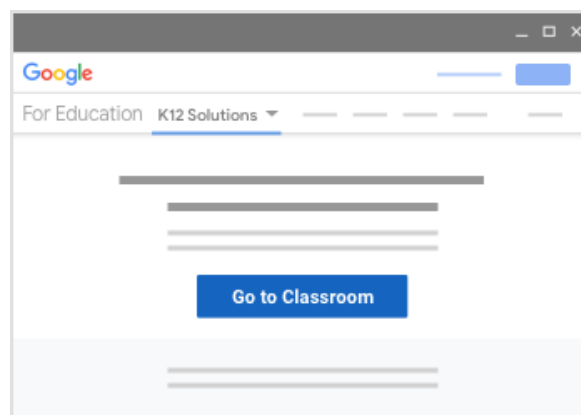


How to log in to the Google Classroom on a computer or laptop:

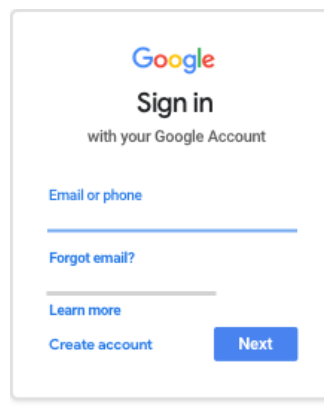
1.) Ensure you are using a compatible browser such as Google Chrome

<https://www.google.com/chrome/>

2.) Navigate to <https://classroom.google.com/> and click Go to Classroom



3.) Enter your child's email address ending in **@cannonparkprimary.co.uk** and their password.

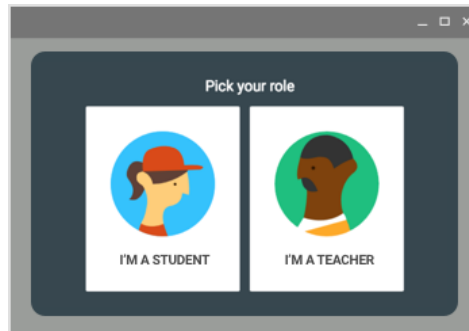


4.) Accept all welcome messages.




5.) When presented with the choice, ensure your child selects I'm a Student.

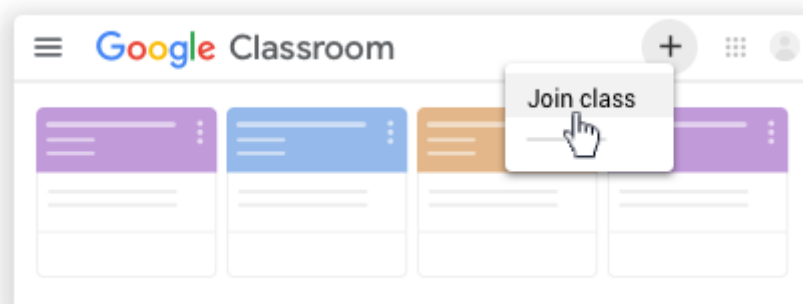
Remember, only Cannon Park email addresses will allow you to log in.



6.) Click **Get Started**



7.) Join a class by clicking the **Add +**





8.) Enter the class code your teacher gave you and click **Join**.

Join class

Class code

hjhmgrk

JOIN



Optional – if this still does not work, request that your teacher send you pupil an invitation to join the class.

People



Invite students

Type a name or email